

# 2022 Prenatal-to-3 State Policy Roadmap

DELAWARE

prenatal-to-3  
policy IMPACT CENTER  
RESEARCH FOR ACTION AND OUTCOMES



## A Roadmap to Strengthen Your State's Prenatal-to-3 System of Care

The Prenatal-to-3 State Policy Roadmap provides guidance to state leaders on the most effective investments states can make to ensure all children thrive from the start. Grounded in the science of the developing child and based on comprehensive reviews of the most rigorous evidence available, the Roadmap provides detailed information on five effective policies and six effective strategies that foster the nurturing environments infants and toddlers need, and that reduce longstanding disparities in access and outcomes among racial and ethnic groups and socioeconomic statuses.

The Roadmap is an annual guide for each state to:

- Assess the wellbeing of its infants and toddlers and prioritize state PN-3 policy goals;
- Identify the evidence-based policy solutions proven to impact PN-3 policy goals;
- Monitor states' adoption and implementation of the 11 effective Roadmap policies and strategies;
- Track the impact that policy changes have on improving the wellbeing of children and families and reducing disparities between racial and ethnic groups.

### Adopted and Implemented Policy Count by State

|            |    |    |    |    |    |    |          |    |    |          |           |    |    |    |           |
|------------|----|----|----|----|----|----|----------|----|----|----------|-----------|----|----|----|-----------|
| 0 out of 5 | GA | MS | NC | SC | TX | WY | 6 States |    |    |          |           |    |    |    |           |
| 1 out of 5 | AL | FL | ID | NH | ND | SD | TN       | UT | WI | 9 States |           |    |    |    |           |
| 2 out of 5 | AK | HI | IA | KS | KY | LA | MI       | MT | NE | NV       | OH        | OK | PA | WV | 14 States |
| 3 out of 5 | AZ | AR | CO | DE | IN | MO | 6 States |    |    |          |           |    |    |    |           |
| 4 out of 5 | IL | ME | MD | MN | NM | NY | OR       | RI | VT | VA       | 10 States |    |    |    |           |
| 5 out of 5 | CA | CT | DC | MA | NJ | WA | 6 States |    |    |          |           |    |    |    |           |

## Few States Are Doing It All, But Many Are Moving Forward

Six states have adopted and fully implemented all five effective policies. This year, Connecticut and Washington joined California, the District of Columbia, Massachusetts, and New Jersey in fully implementing all five Roadmap policies.





[pn3policy.org/roadmap/de](https://pn3policy.org/roadmap/de)

Explore Delaware's Roadmap  
for detailed status, data, and  
comparisons

## Prenatal-to-3 State Policy Roadmap

Effective policies impact PN-3 goals and research provides clear state legislative or regulatory action. **Effective strategies** impact PN-3 goals, but the research does not yet provide precise guidance for state legislative or regulatory action.

|   |  |
|---|--|
|  | Policy/strategy is aligned with goal in column                           |
|  | Policy/strategy does not align with goal in column (intentionally blank) |



















### GOALS

To achieve a science-driven PN-3 goal:



















### POLICIES

Adopt and fully implement the **effective policies** aligned with the goal

|  | Access to Needed Services   | Parents' Ability to Work  | Sufficient Household Resources  | Healthy and Equitable Births  | Parental Health and Emotional Wellbeing   | Nurturing and Responsive Child-Parent Relationships                                 | Nurturing and Responsive Child Care in Safe Settings | Optimal Child Health and Development   |
|--|---|---|---|---|---|---|--|--|
| Expanded Income Eligibility for Health Insurance |  |   |    |    |   |   |  |   |
| Reduced Administrative Burden for SNAP           |  |   |    |   |   |   |  |  |
| Paid Family Leave                                |  |    |    |   |  |  |  |   |
| State Minimum Wage                               |   |   |   |   |   |   |  |  |
| State Earned Income Tax Credit                   |   |  |  |  |   |   |  |  |

### STRATEGIES

Make substantial progress relative to other states toward implementing the **effective strategies** aligned with the goal

|   | Access to Needed Services   | Parents' Ability to Work  | Sufficient Household Resources  | Healthy and Equitable Births | Parental Health and Emotional Wellbeing   | Nurturing and Responsive Child-Parent Relationships                                   | Nurturing and Responsive Child Care in Safe Settings                                  | Optimal Child Health and Development  |
|---|---|---|---|------------------------------|---|---|---|---|
| Comprehensive Screening and Connection Programs |  |   |   |                              |   |   |  |  |
| Child Care Subsidies                            |  |  |  |                              |   |   |   |   |
| Group Prenatal Care                             |  |   |   |                              |  |   |   |  |
| Evidence-Based Home Visiting Programs           |   |   |   |                              |   |  |   |   |
| Early Head Start                                |   |   |   |                              |  |  |  |  |
| Early Intervention Services                     |   |   |   |                              |  |   |   |  |

### OUTCOMES

Measure progress toward achieving the PN-3 goal.











|  |                     |   |                                    |   |  |   |   |
|--|---------------------|---|------------------------------------|---|--|---|---|
| Health Insurance<br>Adequate Prenatal Care<br>Access to SNAP<br>Developmental Screenings | Parental Employment | Child Poverty<br>Crowded Housing<br>Food Insecurity | Preterm Births<br>Infant Mortality | Maternal Mental Health<br>Parenting Support | Daily Reading<br>Daily Nurturing Behaviors<br>Parenting Stress | Child Care Providers Participating in QRIS<br>Access to EHS | Breastfeeding Immunizations<br>Child Maltreatment |
|--|---------------------|---|------------------------------------|---|--|---|---|

To date, states have lacked clear guidance on how to effectively promote the environments in which children can thrive. This Prenatal-to-3 State Policy Roadmap identifies the 11 most effective evidence-based investments that states can make to foster equitable opportunities for infants and toddlers.

## Delaware Roadmap Summary







### Effective Roadmap Policy

### 2022 Policy Snapshot

|   |  |  |   |
|---|--|--|---|
|    | <b>Expanded Income Eligibility for Health Insurance</b>                        |  <b>138%</b>      | Delaware is one of 39 states that has expanded Medicaid eligibility under the Affordable Care Act; thus, parents earning up to 138% of the FPL are eligible for Medicaid coverage in DE.  |
|    | <b>Reduced Administrative Burden for SNAP</b>                                  |  <b>12 months</b> | Delaware offers all three policies to reduce administrative burden (12-month recertification intervals, simplified reporting, and at least an online application) to most families.   |
|   | <b>Paid Family Leave Program of at Least 6 Weeks</b>                           |  <b>0 weeks</b>   | Delaware does not currently have a statewide paid family leave program, but Delaware enacted a 12-week paid family leave program in the last year that will be fully implemented in 2026. Delaware also has a paid family leave program for eligible state employees. |
|    | <b>State Minimum Wage of \$10.00 or Greater</b>                                |  <b>\$10.50</b>   | Delaware's minimum wage increased from \$9.25 to \$10.50 on January 1, 2022. The state minimum wage is scheduled to increase annually until 2025 when the wage will reach \$15.00.  |
|   | <b>Refundable State Earned Income Tax Credit of at Least 10%</b>               |  <b>4.5%</b>    | Delaware has a partially refundable EITC. Eligible taxpayers may choose a refundable EITC equal to 4.5% of the federal credit or a nonrefundable EITC equal to 20% of the federal credit.   |
|  | State has adopted and fully implemented the policy                             |  |   |
|  | State has newly adopted and fully implemented the policy since October 1, 2021 |  |   |

### Effective Roadmap Strategy

### 2022 Strategy Snapshot

|  |  |  |
|--|--|--|
| <b>Comprehensive Screening and Connection Programs</b> |  <b>0</b>     | Families had access to 0 evidence-based comprehensive screening and connection programs in Delaware in 2021.   |
| <b>Child Care Subsidies</b>                            |  <b>82.3%</b> | Delaware's base reimbursement rates cover 82.3% of the true cost of providing base-quality care for infants in center-based care.                              |
| <b>Group Prenatal Care</b>                             |  <b>0</b>     | Delaware served pregnant people in 0 group prenatal care sites across the state in 2021.   |
| <b>Evidence-Based Home Visiting Programs</b>           |  <b>9.5%</b>  | Delaware served an estimated 9.5% of children under age 3 in families with incomes of less than 150% of the FPL in the state's home visiting programs in 2019. |
| <b>Early Head Start</b>                                |  <b>8.8%</b>  | Approximately 8.8% of income-eligible infants and toddlers had access to Early Head Start programs in Delaware in 2019.  |
| <b>Early Intervention Services</b>                     |  <b>5.2%</b>  | Delaware served 5.2% of its birth-to-3 population in Early Intervention services (Part C) over the course of a year (2020-2021).                               |

## Prenatal-to-3 Outcomes to Measure Impact

