

# 2022 Prenatal-to-3 State Policy Roadmap

FLORIDA

prenatal-to-3  
policy IMPACT CENTER  
RESEARCH FOR ACTION AND OUTCOMES



## A Roadmap to Strengthen Your State's Prenatal-to-3 System of Care

The Prenatal-to-3 State Policy Roadmap provides guidance to state leaders on the most effective investments states can make to ensure all children thrive from the start. Grounded in the science of the developing child and based on comprehensive reviews of the most rigorous evidence available, the Roadmap provides detailed information on five effective policies and six effective strategies that foster the nurturing environments infants and toddlers need, and that reduce longstanding disparities in access and outcomes among racial and ethnic groups and socioeconomic statuses.

The Roadmap is an annual guide for each state to:

- Assess the wellbeing of its infants and toddlers and prioritize state PN-3 policy goals;
- Identify the evidence-based policy solutions proven to impact PN-3 policy goals;
- Monitor states' adoption and implementation of the 11 effective Roadmap policies and strategies;
- Track the impact that policy changes have on improving the wellbeing of children and families and reducing disparities between racial and ethnic groups.

### Adopted and Implemented Policy Count by State

0 out of 5	GA	MS	NC	SC	TX	WY	6 States								
1 out of 5	AL	FL	ID	NH	ND	SD	TN	UT	WI	9 States					
2 out of 5	AK	HI	IA	KS	KY	LA	MI	MT	NE	NV	OH	OK	PA	WV	14 States
3 out of 5	AZ	AR	CO	DE	IN	MO	6 States								
4 out of 5	IL	ME	MD	MN	NM	NY	OR	RI	VT	VA	10 States				
5 out of 5	CA	CT	DC	MA	NJ	WA	6 States								

## Few States Are Doing It All, But Many Are Moving Forward

Six states have adopted and fully implemented all five effective policies. This year, Connecticut and Washington joined California, the District of Columbia, Massachusetts, and New Jersey in fully implementing all five Roadmap policies.



[pn3policy.org/roadmap/fl](https://pn3policy.org/roadmap/fl)

Explore Florida's Roadmap  
for detailed status, data, and  
comparisons

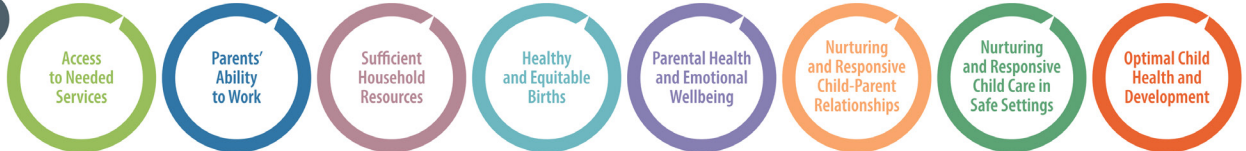
## Prenatal-to-3 State Policy Roadmap

Effective policies impact PN-3 goals and research provides clear state legislative or regulatory action. **Effective strategies** impact PN-3 goals, but the research does not yet provide precise guidance for state legislative or regulatory action.

	Policy/strategy is aligned with goal in column
	Policy/strategy does not align with goal in column (intentionally blank)



















### GOALS

To achieve a science-driven PN-3 goal:



















### POLICIES

Adopt and fully implement the **effective policies** aligned with the goal

	Access to Needed Services	Parents' Ability to Work	Sufficient Household Resources	Healthy and Equitable Births	Parental Health and Emotional Wellbeing	Nurturing and Responsive Child-Parent Relationships	Nurturing and Responsive Child Care in Safe Settings	Optimal Child Health and Development
Expanded Income Eligibility for Health Insurance								
Reduced Administrative Burden for SNAP								
Paid Family Leave								
State Minimum Wage								
State Earned Income Tax Credit								

### STRATEGIES

Make substantial progress relative to other states toward implementing the **effective strategies** aligned with the goal

	Access to Needed Services	Parents' Ability to Work	Sufficient Household Resources	Healthy and Equitable Births	Parental Health and Emotional Wellbeing	Nurturing and Responsive Child-Parent Relationships	Nurturing and Responsive Child Care in Safe Settings	Optimal Child Health and Development
Comprehensive Screening and Connection Programs								
Child Care Subsidies								
Group Prenatal Care								
Evidence-Based Home Visiting Programs								
Early Head Start								
Early Intervention Services								

### OUTCOMES

Measure progress toward achieving the PN-3 goal.

Health Insurance Adequate Prenatal Care Access to SNAP Developmental Screenings	Parental Employment	Child Poverty Crowded Housing Food Insecurity	Preterm Births Infant Mortality	Maternal Mental Health Parenting Support	Daily Reading Daily Nurturing Behaviors Parenting Stress	Child Care Providers Participating in QRIS Access to EHS	Breastfeeding Immunizations Child Maltreatment
--	---------------------	---	------------------------------------	---	--	---	---

To date, states have lacked clear guidance on how to effectively promote the environments in which children can thrive. This Prenatal-to-3 State Policy Roadmap identifies the 11 most effective evidence-based investments that states can make to foster equitable opportunities for infants and toddlers.

## Florida Roadmap Summary

### Effective Roadmap Policy

### 2022 Policy Snapshot

**Expanded Income Eligibility for Health Insurance**

 **30%**

Florida is one of 12 states that has not expanded Medicaid eligibility under the Affordable Care Act; thus, only parents earning up to 30% of the FPL are eligible for Medicaid coverage in FL.

**Reduced Administrative Burden for SNAP**

 **6 months**

Florida offers two of the three policies to reduce administrative burden to most families. The state offers simplified reporting and an online application to most families, but only offers 6-month recertification intervals.

**Paid Family Leave Program of at Least 6 Weeks**

 **0 weeks**

Florida does not have a statewide paid family leave program.



**State Minimum Wage of \$10.00 or Greater**

 **\$11.00**

The current state minimum wage in Florida is \$11.00. The state's minimum wage will continue to increase by \$1.00 annually until it reaches \$15.00 in 2026.

**Refundable State Earned Income Tax Credit of at Least 10%**

 **No EITC**

Florida does not have a state EITC, and the state does not have an income tax, which is the typical mechanism used to finance and provide administrative structure for a state EITC.



State has adopted and fully implemented the policy



State has newly adopted and fully implemented the policy since October 1, 2021

### Effective Roadmap Strategy

### 2022 Strategy Snapshot

**Comprehensive Screening and Connection Programs**

 **2**

Families had access to 2 evidence-based comprehensive screening and connection programs in Florida in 2021.

**Child Care Subsidies**

 **84.7%**

Florida's base reimbursement rates cover 84.7% of the true cost of providing base-quality care for infants in center-based care.

**Group Prenatal Care**

 **5**

Florida served pregnant people in 5 group prenatal care sites across the state in 2021.

**Evidence-Based Home Visiting Programs**

 **7.9%**

Florida served an estimated 7.9% of children under age 3 in families with incomes of less than 150% of the FPL in the state's home visiting programs in 2019.

**Early Head Start**

 **6.2%**

Approximately 6.2% of income-eligible infants and toddlers had access to Early Head Start programs in Florida in 2019.

**Early Intervention Services**

 **5.1%**

Florida served 5.1% of its birth-to-3 population in Early Intervention services (Part C) over the course of a year (2020-2021).



Leading state on effective strategy

## Prenatal-to-3 Outcomes to Measure Impact

