

# 2022 Prenatal-to-3 State Policy Roadmap

MASSACHUSETTS

prenatal-to-3  
policy IMPACT CENTER  
RESEARCH FOR ACTION AND OUTCOMES

 **VANDERBILT**  
Peabody College

## A Roadmap to Strengthen Your State's Prenatal-to-3 System of Care

The Prenatal-to-3 State Policy Roadmap provides guidance to state leaders on the most effective investments states can make to ensure all children thrive from the start. Grounded in the science of the developing child and based on comprehensive reviews of the most rigorous evidence available, the Roadmap provides detailed information on five effective policies and six effective strategies that foster the nurturing environments infants and toddlers need, and that reduce longstanding disparities in access and outcomes among racial and ethnic groups and socioeconomic statuses.

The Roadmap is an annual guide for each state to:

- Assess the wellbeing of its infants and toddlers and prioritize state PN-3 policy goals;
- Identify the evidence-based policy solutions proven to impact PN-3 policy goals;
- Monitor states' adoption and implementation of the 11 effective Roadmap policies and strategies;
- Track the impact that policy changes have on improving the wellbeing of children and families and reducing disparities between racial and ethnic groups.

### Adopted and Implemented Policy Count by State

|            |    |    |    |    |    |    |          |    |    |          |           |    |    |    |           |
|------------|----|----|----|----|----|----|----------|----|----|----------|-----------|----|----|----|-----------|
| 0 out of 5 | GA | MS | NC | SC | TX | WY | 6 States |    |    |          |           |    |    |    |           |
| 1 out of 5 | AL | FL | ID | NH | ND | SD | TN       | UT | WI | 9 States |           |    |    |    |           |
| 2 out of 5 | AK | HI | IA | KS | KY | LA | MI       | MT | NE | NV       | OH        | OK | PA | WV | 14 States |
| 3 out of 5 | AZ | AR | CO | DE | IN | MO | 6 States |    |    |          |           |    |    |    |           |
| 4 out of 5 | IL | ME | MD | MN | NM | NY | OR       | RI | VT | VA       | 10 States |    |    |    |           |
| 5 out of 5 | CA | CT | DC | MA | NJ | WA | 6 States |    |    |          |           |    |    |    |           |

## Few States Are Doing It All, But Many Are Moving Forward

Six states have adopted and fully implemented all five effective policies. This year, Connecticut and Washington joined California, the District of Columbia, Massachusetts, and New Jersey in fully implementing all five Roadmap policies.




[pn3policy.org/roadmap/ma](https://pn3policy.org/roadmap/ma)

Explore Massachusetts's  
Roadmap for detailed status,  
data, and comparisons

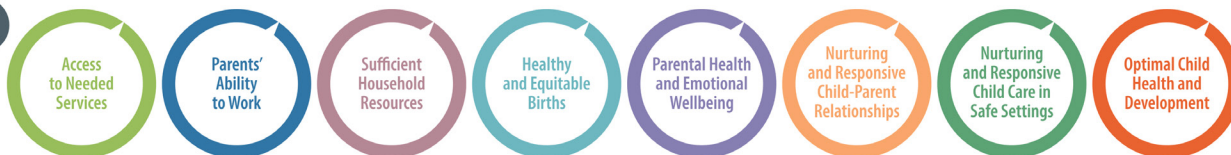
## Prenatal-to-3 State Policy Roadmap

Effective policies impact PN-3 goals and research provides clear state legislative or regulatory action. **Effective strategies** impact PN-3 goals, but the research does not yet provide precise guidance for state legislative or regulatory action.

|   |  |
|---|--|
|  | Policy/strategy is aligned with goal in column                           |
|   | Policy/strategy does not align with goal in column (intentionally blank) |



















### GOALS

To achieve a science-driven PN-3 goal:



















### POLICIES

Adopt and fully implement the **effective policies** aligned with the goal

|  |   |   |   |   |   |   |  |  |
|--|---|---|---|---|---|---|--|--|
| Expanded Income Eligibility for Health Insurance |  |   |    |    |   |   |  |   |
| Reduced Administrative Burden for SNAP           |  |   |    |   |   |   |  |  |
| Paid Family Leave                                |  |    |    |   |  |  |  |   |
| State Minimum Wage                               |   |   |   |   |   |   |  |  |
| State Earned Income Tax Credit                   |   |  |  |  |   |   |  |  |

### STRATEGIES

Make substantial progress relative to other states toward implementing the **effective strategies** aligned with the goal

|   |   |   |   |  |   |   |   |   |
|---|---|---|---|--|---|---|---|---|
| Comprehensive Screening and Connection Programs |  |   |   |  |   |   |  |  |
| Child Care Subsidies                            |  |  |  |  |   |   |   |   |
| Group Prenatal Care                             |  |   |   |  |  |   |   |  |
| Evidence-Based Home Visiting Programs           |   |   |   |  |   |  |   |   |
| Early Head Start                                |   |   |   |  |  |  |  |  |
| Early Intervention Services                     |   |   |   |  |  |   |   |  |

### OUTCOMES

Measure progress toward achieving the PN-3 goal.

Health Insurance  
Adequate Prenatal Care  
Access to SNAP  
Developmental Screenings

Parental Employment

Child Poverty  
Crowded Housing  
Food Insecurity

Preterm Births  
Infant Mortality

Maternal Mental Health  
Parenting Support

Daily Reading  
Daily Nurturing Behaviors  
Parenting Stress

Child Care Providers Participating in QRIS  
Access to EHS













Breastfeeding Immunizations  
Child Maltreatment

To date, states have lacked clear guidance on how to effectively promote the environments in which children can thrive. This Prenatal-to-3 State Policy Roadmap identifies the 11 most effective evidence-based investments that states can make to foster equitable opportunities for infants and toddlers.

## Massachusetts Roadmap Summary









### Effective Roadmap Policy

### 2022 Policy Snapshot

|   |  |  |   |
|---|--|--|---|
|    | <b>Expanded Income Eligibility for Health Insurance</b>                        |  <b>138%</b>      | Massachusetts is one of 39 states that has expanded Medicaid eligibility under the Affordable Care Act; thus, parents earning up to 138% of the FPL are eligible for Medicaid coverage in MA. |
|    | <b>Reduced Administrative Burden for SNAP</b>                                  |  <b>12 months</b> | Massachusetts offers all three policies to reduce administrative burden (12-month recertification intervals, simplified reporting, and at least an online application) to most families.      |
|    | <b>Paid Family Leave Program of at Least 6 Weeks</b>                           |  <b>12 weeks</b>  | Massachusetts has a paid family leave program that provides up to 12 weeks of benefits.   |
|    | <b>State Minimum Wage of \$10.00 or Greater</b>                                |  <b>\$14.25</b>   | The current state minimum wage in Massachusetts is \$14.25, with scheduled annual increases until the wage reaches \$15.00 in 2023.   |
|  | <b>Refundable State Earned Income Tax Credit of at Least 10%</b>               |  <b>30%</b>     | Massachusetts has a refundable state EITC equal to 30% of the federal credit.   |
|  | State has adopted and fully implemented the policy                             |  |   |
|  | State has newly adopted and fully implemented the policy since October 1, 2021 |  |   |

### Effective Roadmap Strategy

### 2022 Strategy Snapshot

|   |  |  |   |
|---|--|--|---|
|   | <b>Comprehensive Screening and Connection Programs</b> |  <b>1</b>     | Families had access to 1 evidence-based comprehensive screening and connection program in Massachusetts in 2021.  |
|   | <b>Child Care Subsidies</b>                            |  <b>82.8%</b> | Massachusetts' base reimbursement rates cover 82.8% of the true cost of providing base-quality care for infants in center-based care.                               |
|   | <b>Group Prenatal Care</b>                             |  <b>9</b>     | Massachusetts served pregnant people in 9 group prenatal care sites across the state in 2021.   |
|   | <b>Evidence-Based Home Visiting Programs</b>           |  <b>6.7%</b>  | Massachusetts served an estimated 6.7% of children under age 3 in families with incomes of less than 150% of the FPL in the state's home visiting programs in 2019. |
|  | <b>Early Head Start</b>                                |  <b>7.9%</b>  | Approximately 7.9% of income-eligible infants and toddlers had access to Early Head Start programs in Massachusetts in 2019.  |
|  | <b>Early Intervention Services</b>                     |  <b>20.7%</b> | Massachusetts served 20.7% of its birth-to-3 population in Early Intervention services (Part C) over the course of a year (2020-2021).                              |

## Prenatal-to-3 Outcomes to Measure Impact

